



**Solis**  
**H26**

SMALLER CURVES,  
**BIGGER IMPACTS!**

REDUCED **25%**  
TURNING RADIUS












ALL NEW SOLIS 26 HST **HYPERWHEEL** WITH  
**ALL WHEEL STEERING**






SMALLER CURVES,  
BIGGER IMPACTS!

FEATURES		H26 Hyper Wheel
ENGINE		
Engine Type		3-Cylinder Diesel Engine
HP Category		26
No. of Cylinders		3
Aspiration		Naturally
Cubic Capacity (cc)		1318
Rated RPM (+/-25mm)		2500
Air Cleaner		Dry with Clogging Sensor
Cold Start		Standard
Max Torque (Nm)		76.3
Exhaust		Under-hood Downdraft
TRANSMISSION		
Drive		4WD
Clutch		Wet Type Clutch for PTO
Gearbox		Hydrostatic
Front Axle		4WD
Transmission		HST (2-Stufen Hydrostat)
SPEED (FORWARD)		
Maximum Speed (Km/Hr)		18.20 @ 2500 ERPM
Minimum Speed (Km/Hr)		8.13 @ 2500 ERPM
BRAKES		
Brakes		Oil Immersed Brakes
Type of Actuation		Single Push Pedal
Parking Brake		Independent
DIFFERENTIAL LOCK		
Differential Lock		Yes, Foot Operated
PTO		
PTO (RPM)		Mid PTO: 2100 RPM, Rear PTO: 540 RPM
PTO (Actuation)		Electro Hydraulic Operated/ Mechanical Selector Lever
STEERING		
Steering		All Wheel Steering
ELECTRICAL		
Battery		12V, 65 Ah
Alternator		12V, 42 A
Seven Pin Trailer Socket		Standard
HYDRAULICS		
3 Point Linkage		Cat 1-N
Stay Bars		Anchor Chain
Additional Hydraulic Circuit		1 DA

FEATURES		H26 Hyper Wheel	
Hydraulic Lifting Capacity (Kg)		755*	
Lift Rods		Standard	
Litres Per Minute (LPM)		15.07 @ 2500 RPM with 90% pump efficiency	
SAFETY SWITCH 			
PTO Safety		Standard	
Neutral Safety Switch		Standard	
CAPACITY (LTRS)(+/-5%) 			
Fuel Tank (Lit)		26	
TURNING RADIUS 			
Without Brakes (m) as per Standard Tyres		2.37	
TYRE 			
Front		6.00-12	
Rear		8.30-20	
DIMENSION & WEIGHT(+/-5%) 			
Weight (Kg)		1330	
Wheel Base (mm)		1570	
Overall Length (mm)		2895	
Overall Width (mm)		1330	
Height (mm) Up to ROPS		2350	
Min Ground Clearance (mm)		225	
Front Track (mm)		885	
Rear Track (mm)		1090	
OTHERS 			
Fuel Indicator Gauge		Standard	
Front Tow Hook		Standard	
Front & Rear Weights with std. Ballast		Front weights - 2 x 15 Kg	
Trailer Hitch		Towbar, Drawbar (optional)	
ROPS		Yes	
OPTIONAL FEATURES 			
TYRES			
			
Radial Agri: Front   Rear 6.5/80-12 280/70 R18	Turf: Front   Rear 25x8,50-14 13.60-16	Ind: Front   Rear 23x8,50-12 33x15,50-16,5	Galaxy Pro F - 220/55R12 R - 280/70R16
Front loader		YES optional	

\*Data and specifications are subject to change without any advance notice due to continuous product improvement and development. All Dimensions are with standard tyres.

DEALER STAMP



INTERNATIONAL TRACTORS LIMITED

International Business Office: Teri School of Advanced Studies, Plot No.10, Institutional Area, Vasant Kunj, New Delhi-110070 (India)  
Phone: +91 11 66 45 5200 | Work: Jalandhar Road, Hoshiarpur - 146022, Punjab (India) | Phone: +91 1882 522220, 522221  
Fax: +91 1882 522222 | Email: info@solisworld.com | URL: www.solistractors.com