

SOLIS

— THE TOUGHEST —
PERFORMER
« FOR YOUR FIELD »

16



XTRA EFFICIENT STAGE
S-TECH
ENGINE

INHOUSE
3 CYLINDER HIGH
PERFORMANCE
ENGINE

EFFICIENT HYDRAULIC
PUMP

TWIN PROJECTOR
HEADLAMPS

MULTIPLE
TYRE OPTION

LOW
MAINTENANCE



COST
EFFICIENT
MECHANICAL TRACTORS

MADE OF
REAL
STEEL

STRATEGIC
COLLABORATION
WITH
YANMAR














16

Solis



FEATURES	16
ENGINE	
Engine Type	ITL 3 Cylinder
HP Category	16
No. of Cylinders	3
Aspiration	Naturally
Cubic Capacity (cc)	979
Rated RPM (+/-25mm)	2700
Air Cleaner	Dry with clogging sensor
Cold Start	Standard
Max Torque (Nm)	48
Exhaust	Silencer in the engine compartment, downward discharge
TRANSMISSION	
Drive	4 WD
Clutch	Single Clutch
Gearbox	6 Forward + 2 Reverse
Front Axle	4WD
Transmission	Sliding Mesh
SPEED (FORWARD)	
Maximum Speed (Km/Hr)	15.1@2950
Minimum Speed (Km/Hr)	1.36@rated
BRAKES	
Brakes	Dry drum brakes
Type of Actuation	Mechanical
Parking Brake	Independent
DIFFERENTIAL LOCK	
Differential Lock	Yes, Foot Operated
PTO	
PTO (rpm)	540, 1000
PTO (actuation)	Mechanical
STEERING	
Steering	Mechanical
ELECTRICAL	
Battery	12V, 60 Ah
Alternator	12V, 42 A
Seven Pin Trailer Socket	Standard
HYDRAULICS	
3 Point Linkage	Cat 1-N
Stay Bars	Anchor Chain
Additional hydraulic circuit	1 DA

*Data and specifications are subject to change without any advance notice due to continuous product improvement and development.

FEATURES		516	
Hydraulic Lifting Capacity	500 Kg		
Lift Rods	Standard		
Litre per Minute(LPM)	12		
SAFETY SWITCH 			
PTO Safety	Standard		
Neutral Safety Switch	Standard		
Clutch Safety Switch	Standard		
CAPACITY (LTRS)(+/-5%) 			
Fuel Tank (Lit)	26		
TURNING RADIUS 			
Without brakes (m) as per standard tyres	3.2 (RHS), 3.3 (LHS)		
TYRE 			
Front	5.00-12		
Rear	8.00-18		
DIMENSION & WEIGHT(+/-5%) 			
Weight (Kg)	970		
Wheel Base (mm)	1420		
Total Length (mm)	2735		
Total Width (mm)	945 (max) - 940 (min)		
Height (mm) Up to ROPS	1945		
Min Ground Clearance (mm)	200		
Front Track (mm)	805		
Rear Track (mm)	715		
OTHERS 			
Fuel Indicator Gauge	Standard		
Front Tow Hook	Standard		
Front & Rear Weights with std. Ballast	Front weights 30 Kg - 2 x 15 Kg		
Trailer Hitch	Drawbar / Optional Towbar		
ROPS	Yes		
OPTIONAL FEATURES 			
TYRES			
			
Radial Agri: Front Rear	Turf: Front Rear	Ind: Front Rear	Galaxy Pro
Front 6.5/80-12 Rear 280/70 R18	23x8.50-12 33x15.5-16.5	23x8.50-12 33x15.5-16.5	Front 220/55R12 Rear 280/70R16
Front loader		YES optional	

DEALER STAMP

INTERNATIONAL TRACTORS LIMITED

International Business Office: Teri School of Advanced Studies, Plot No.10, Institutional Area, Vasant Kunj, New Delhi-110070 (India)
Phone: +91 11 66 45 5200 | Work: Jalandhar Road, Hoshiarpur - 146022, Punjab (India) | Phone: +91-01882-522220/ 522221
Fax:+91- 01882-522222 | Email: info@solisworld.com | URL: www.solistractors.com