

# SOLIS

— THE TOUGHEST —  
**PERFORMER**  
« FOR YOUR FIELD »

**22**



RELIABLE MECHANICAL  
TRACTOR

POWER PACKED  
ENGINE

TWIN PROJECTOR  
HEADLAMPS

AGRI/IND./TURF  
TYRE OPTION

REINFORCED SAFETY  
FEATURES



CELEBRATING  
**1,800,000**  
TRACTORS  
— GLOBALLY —



MECHANICAL TRACTORS



**YANMAR**














S22

Solis



FEATURES	S22
<b>ENGINE</b>	
Engine Type	ITL Make - GTV BB
HP Category	22
No. of Cylinders	3
Aspiration	Naturally
Cubic Capacity (cc)	1130 cc (1.13 ltr)
Rated RPM (+/-25mm)	2700
Air Cleaner	Dry with clogging sensor
Cold Start	Standard
Max Torque (Nm)	55
Exhaust	Silencer in the engine compartment, downward discharge
<b>TRANSMISSION</b>	
Drive	4 WD
Clutch	Single Clutch
Gearbox	6 Forward + 2 Reverse
Front Axle	4WD
Transmission	Sliding Mesh
<b>SPEED (FORWARD)</b>	
Maximum Speed (Km/Hr)	17.02@2950
Minimum Speed (Km/Hr)	2.13@rated
<b>BRAKES</b>	
Brakes	Oil immersed brakes
Type of Actuation	Mechanical
Parking Brake	Independent
<b>DIFFERENTIAL LOCK</b>	
Differential Lock	Yes, Foot Operated
<b>PTO</b>	
PTO (rpm)	540, 1000
PTO (actuation)	Mechanical
<b>STEERING</b>	
Steering	Power Steering
<b>ELECTRICAL</b>	
Battery	12V, 65 Ah
Alternator	12V, 42 A
Seven Pin Trailer Socket	Standard
<b>HYDRAULICS</b>	
3 Point Linkage	Cat 1-N
Stay Bars	Anchor Chain
Additional hydraulic circuit	1 DA

\*Data and specifications are subject to change without any advance notice due to continuous product improvement and development.

FEATURES		S22	
Hydraulic Lifting Capacity	600 Kg		
Lift Rods	Standard		
Litre per Minute(LPM)	13.7		
SAFETY SWITCH 			
PTO Safety	Standard		
Neutral Safety Switch	Standard		
Clutch Safety Switch	Standard		
CAPACITY (LTRS)(+/-5%) 			
Fuel Tank (Lit)	26		
TURNING RADIUS 			
Without brakes (m) as per standard tyres	3.28 (RHS), 3.15 (LHS)		
TYRE 			
Front	6.00-12		
Rear	8.30-20		
DIMENSION & WEIGHT(+/-5%) 			
Weight (Kg)	1070		
Wheel Base (mm)	1560		
Total Length (mm)	2750		
Total Width (mm)	1075 (max) - 1050 (min)		
Height (mm) Up to ROPS	1940		
Min Ground Clearance (mm)	230		
Front Track (mm)	875		
Rear Track (mm)	830		
OTHERS 			
Fuel Indicator Gauge	Standard		
Front Tow Hook	Standard		
Front & Rear Weights with std. Ballast	Front weights 30 Kg - 2 x 15 Kg		
Trailer Hitch	Drawbar / Optional Towbar		
ROPS	Yes		
OPTIONAL FEATURES 			
TYRES			
			
Radial Agri: Front   Rear	Turf: Front   Rear	Ind: Front   Rear	Galaxy Pro
Front 6.5/80-12 Rear 280/70 R18	Front 23x8.50-12 Rear 33x15.5-16.5	Front 23x8.50-12 Rear 33x15.5-16.5	Front 220/55R12 Rear 280/70R16
Front loader		YES optional	



INTERNATIONAL TRACTORS LIMITED

International Business Office: Teri School of Advanced Studies, Plot No.10, Institutional Area, Vasant Kunj, New Delhi-110070 (India)  
Phone: +91 11 66 45 5200 | Work: Jalandhar Road, Hoshiarpur - 146022, Punjab (India) | Phone: +91-01882-522220/ 522221  
Fax:+91- 01882-522222 | Email: info@solisworld.com | URL: www.solistractors.com