

Solis

— THE TOUGHEST —
PERFORMER
« FOR YOUR FIELD »

90
SHUTTLE XL



4 CYLINDER STAGE V
HIGH END TORQUE ENGINE

SYNCHRO SHUTTLE
TRANSMISSION

ADVANCED HYDRAULIC
LIFT CAPACITY

S COMMAND
CENTER

MULTIPLE
TYRE OPTIONS











COST
EFFICIENT
MECHANICAL TRACTORS

MADE OF
REAL
STEEL

STRATEGIC
COLLABORATION
WITH
YANMAR



FEATURES		90 ShuttleXL
ITL ENGINE 		
No. of Cylinders / Capacity (cc) / Emissions Level		4/ 4087/ CRDi Stage V
After Treatment System		DOC + DPF + SCR (Ad Blu)
Rated Engine Power (kw/Hp)		67.3/90
Rated Engine Speed		2200
Max. Torque (Nm)		375@1400 Rpm
Aspiration		Turbo Charged
Intercooler		●
Air Cleaner		Dual Stage Dry Type
Block Heater		○
Updraft Exhaust Pipe		●
Downdraft Exhaust Pipe		○
Fuel Tank Capacity (L)		110
DEF Tank Capacity (L)		12
TRANSMISSION 		
12x12 Synchro Shuttle Transmission (4WD)		●
Minimum Forward Speed		1.22kmph
Maximum Forward Speed		35kmph
20x20 Synchro Shuttle Transmission (4WD) with Super Creeper		○
Minimum Forward Speed		0.25kmph
Maximum Forward Speed		40kmph
FRONT AXLE 		
4WD Front Axle		●
Differential Lock		Mechanical
4WD Actuation		Electro Hydraulic
Brake Actuation		Hydraulic Assisted
PTO 		
PTO Type		Mechanical
540/540E		●
540/1000		○
540/Ground Speed		○
HYDRAULIC 		
Hydraulic Pump Flow (LPM)		65
Draft Control		●
Liftomatic System		●
Lift Capacity		3000 Kg / 3500 Kg (0)
Linkage Category		II
Self Locking Linkages		○
Max. no. of Rear Remotes		2/3 (0)
Max. no. of Mid Remotes		○
Mechanical Joystick Control for Mid Mounts with Valves		1 (0)
REAR HITCHES		
E-Mark Swinging Drawbar		●
Semi Automatic Ladder Hitch		○
Automatic Ladder Hitch		○

FEATURES		90 ShuttleXL
Cuna Type Ladder Hitch		○
TRAILER BRAKES 		
Without Trailer Brakes		●
Hydraulic Trailer Brakes		○
Dual Line Pneumatic Trailer Brakes		○
ELECTRICALS (ROPS/CAB) 		
Battery		130AH 800CCA
Alternator		ROPS: 90A / Cab: 120A
Button Operated Battery Cut off Switch, 3 Pinsocket, Seven on Trailer Socket		●
OPERATOR ENVIRONMENT		
Suspended Platform (with ROPS)		●
Premium Driver Seat		○
Tilttable & Telescopic Steering		●
Integrated Loader Joystick		○
Cabin Air Conditioning (with Cabin)		○
DIMENSIONS (ROPS/CAB) 		
Wheelbase (mm)		2350
Overall Height (mm)		ROPS: 2500 - 2710 Cab: 2500 - 2700
Overall Width (mm)		ROPS: 2110 - 2200 Cab: 2065 - 2200
Overall Length (mm)		3985-4200
Front Track Width (mm)		1670-1850
Rear Track Width (mm)		1500-1650
Ground Clearance (mm)		405-425
Unladen Mass (Kg)		ROPS: 3720 - 3995 Cab: 3965 - 4245
Tyre Combination		12.4x24 & 18.4x30
OPTIONAL TYRE COMBINATIONS		
Bias Tyres (4WD)		13.6*24
		16.9*34
Radial Tyres (4WD)		320/85R24 & 460/85R30
		320/70R24 & 480/70R30
		360/85R24 & 460/85R30
		420/65R24 & 540/65 R34
		280/85R24 AGRIMAX RT855 E 115A8/B SPL
		420/85R30 AGRIMAX RT855 E 140A8/B SPL

● Standard ○ Optional

*Data and specifications are subject to change without any advance notice due to continuous product improvement and development. All Dimensions are with standard tyres.

DEALER STAMP



INTERNATIONAL TRACTORS LIMITED

International Business Office: Teri School of Advanced Studies, Plot No.10, Institutional Area, Vasant Kunj, New Delhi-110070 (India)
Phone: +91 11 66 45 5200 | Work: Jalandhar Road, Hoshiarpur - 146022, Punjab (India) | Phone: +91-01882-522220/ 522221
Fax:+91- 01882-522222 | Email: info@solisworld.com | URL: www.solistractors.com