



**Solis**  
**75 & 90**  
SHUTTLE XL SHUTTLE XL



RAISING THE BENCHMARK OF  
**PERFORMANCE**





**S COMMAND  
CENTER**



**SUSPENDED  
PLATFORM**



**ADVANCED HYDRAULIC  
2500-3500 KG LIFT  
CAPACITY OPTIONAL**







**4 CYLINDER STAGE V HIGH  
END TORQUE ENGINE**



**STYLE  
QUOTIENT**



**TRANSMISSION  
12F + 12R,  
20F + 20R OPTIONAL**



**MULTI  
TYRE OPTIONS**



# THE NEXT GENERATION OF **AGRI-SOLUTION**

Farming can be full of dynamic demands and that's why you ought to work with an efficient and effective tractor that can be trusted throughout the journey of your manoeuvre! The mighty Solis tractors are designed to take care precisely of that!

Hardworking, versatile and easy to operate, Solis tractors provide enormous value for money over their working life. These farm tractors supply maximum performance all day long with nothing but ease.

With a plethora of useful features for added comfort, safety and efficiency, Solis tractors have proven to be reliable tractor that gives you flawless results and makes you proud of your work.

Solis S 75 & S 90 have been designed to be the ultimate all-rounder for today's modern mixed farmers.

Whether it is about doing loader work, working with front or rear-mounted farm implements or treading down the road, Solis S 75 & S 90 aim to offer premium features everytime. With a multitude of customisable options from transmissions to engines, combined with engine speed management and best-in-class fuel consumption, these tractors truly present them as a package worth your money.









TM

**S-TECH**  
**ENGINE**

**ecoV**  
**StageV**

TM

**TORQUE**  
**MASTER**




# ENHANCED POWER

With the mighty engines of Solis S 75 & S 90, you will be able to produce breathtaking results with ease! Powered by technology of unmatched quality with state-of-the-art technology, these robust tractors will transform your farm experiences into remarkable results. With a dynamically balanced design, these Agri experts consume less fuel, contributing to the creation of a sustainable future. Additionally, with excellent power reserves, it delivers an excellent performance as well.

## OPTIMUM PERFORMANCE WHERE IT COUNTS

We have specifically optimised the power and torque curves of the stageV engine. Improved performance and higher torque at low engine speeds bring you triple benefits, namely lower noise levels, less wear and reduced fuel consumption.




# **SMOOTHER**

# TRANSMISSIONS

Featuring an astonishing super synchromesh transmission, Solis S 75 & S 90 can genuinely make your manoeuvres as smooth as butter! With their seamless transmission that comes with a convenience of a sophisticated joystick, these Agri professionals provide safe operation even on rough terrains.

## **OPTIMIZED SPEED RANGE 12F+12R, 20F+20R OPTIONAL**

An optimised three-speed range allows you to choose what works best for your farm manoeuvres on different terrains. With a major improvement in power, paired with easy-to-use mechanics, you get more than you expected.







## **ENHANCED POWER FOR NEW POSSIBILITIES**

Powerful, clean and quiet – these are the three words that best describe the upgraded Solis S 75 & S 90 stageV engine. The advanced three-speed PTO delivers the flexibility of options and operating efficiency. Furthermore, the upgraded rear linkage can now lift super massive weights and provide even more flexibility of operation for guaranteed productivity on your farm.

## **SWITCH TO A COMFORTING FARMING EXPERIENCE**

Designed to be the ultimate in flexibility, the Solis S 75 and S 90 tractors can be fitted with a choice of tyres, such as Radial, Bias and Industrial to meet the requirements of your farm. On top of that with a top speed of 40 kmph, you can tread across your farm with ease and perfection. Other salient features such as Creeper Speed and more control on the loader make these tractors true power performers!

# MIGHTY HYDRAULICS

Discover the limitless potential of Solis tractors with their impeccable hydraulics system. With a lifting capacity of 2500kg to 3500kg and a flow rate of 65 LPM, these Agri champions are designed to enhance productivity and reduce operational stress while elevating your endeavours to new levels.

TM





# REDEFINED HYDRAULIC FLEXIBILITY DESIGNED FOR ALL

The improved hydraulic system of the Solis S 75 & S 90 is powerful and responsive which makes lifting even the heaviest implements easy. Thanks to the external, maintenance-friendly hydraulic cylinders that improve the lifting power, a high pump output shortens the cycle times for front loader work to boost productivity and performance.

# A WORKHORSE WITH A HANDS-ON NATURE

Strong lifting force, high operating comfort and precise guidance – the hydraulics of the Solis S 75 & S 90 tractors can cater to all of these needs easily. This means you will get the best possible use of implements with maximum productivity and efficiency throughout your manoeuvres.



HYDRAULIC REMOTES  
2DA (STD)/3DA(OPT)

REAR HITCHES

AUTOMATIC LADDER HITCH

SEMI AUTOMATIC  
LADDER HITCH



CUNA TYPE LADDER HITCH

E-MARK SWINGING BAR ONLY

LOWER LINKS

SELF LOCKING TPL (OPT)

# COMFORT TAKEN TO A NEW LEVEL!

Solis S 75 & S 90 are dynamically built to let the user experience ease of working and comfort. Thanks to its S-Command Center technology, these tractors offer a spacious operator seat, armrests and headrests for maximum comfort. On top of that with Dual Line Air Trailer Brakes and Hydraulic Trailer Brakes, you can always ensure that you are in control throughout your farm manoeuvres.

## IMPROVED CAB FOR MORE COMFORT

The spacious cab of S 75 & S 90 offers outstanding visibility. Its comfortable, high-quality design provides everything you need for enduring, fatigue-free work. With an improved S-Command Center you get all the controls that sit perfectly on the dashboard for ease of operation. Additionally, the extended rear windscreen guarantees a crystal clear view of the rear CBL Ladder Hitch too.

We have focused especially on the cab that has been designed for the ultimate operator experience. With a spacious cab, you can relish spending long days at the wheel without any sort of discomfort whatsoever.

TM







# OUTSTANDING SEAT COMFORT FOR OUTSTANDING FARMING EXPERIENCE

We have upgraded the sitting experience for you with a comfortable deluxe seat that not only enhances your farming experience but also suits your needs perfectly. The padded driver's seat offers a high backrest, swivelling armrests and a retractable safety belt that is an ideal prerequisite for comfortable and productive work. For those, who extensively use rear-mounted equipment, these seats fully provide back support and also reduce neck fatigue during long days on the farm. Plus, you can also carry a passenger in safety with the full-sized instructor seat with the seat belt.

WIDE WORKSPACE

RUBBER MAT ON FLOOR

SUSPENDED PLATFORM

TILTABLE TELESCOPIC STEERING

INTERGATED LOADER JOYSTICK



POWER STEERING

ARM DROP LEVERS

COMFORTABLE SEAT

PREMIUM SEAT WITH ARMREST & HEADREST

ERGONOMIC LEVER POSITIONS



# EXTENDED VERSATILITY

Practicality and versatility are the hallmarks of Solis S75 & S90! These tractors can easily adapt to your needs and truly offer great value for money when it comes to power diesel engines, sturdy drive trains and a large lifting capacity. Their innovative capabilities make them not only all-rounders in the best sense but also exceptional!

## EXCELLENT EFFICIENCY

The stageV industrial engine delivers more power when required. Additionally, with the new and improved wide frame, you can achieve higher stability, while working with even the heaviest loads at maximum extension.



2DA (STD)/ 3DA (OPT)

DATB TRAILER BRAKE (OPT)

HTB TRAILER BRAKE (OPT)

MULTIPLE TYRE OPTIONS  
AGRI BIAS, RADIAL,  
ROW CROP, INDUSTRIAL TYRE

OPTIONAL HITCHES

CBM LADDER HITCH

AUTOMATIC HITCH

SEMI-AUTOMATIC HITCH











# CONTINUAL PRODUCTIVITY IN ALL CONDITIONS

When you ask for more, your reactive engine and its enormous torque backup give it to you. In practice, when you are working in demanding conditions, for example, while baling heavy silage in uneven swaths, you'll be able to maintain forward and PTO speed even when the largest lumps are fed into the baler. We've got your back.

# BETTER MOUNTING AND UNMOUNTING

Mounting and unmounting different kinds of farm implements on Solis S 75 & S 90 is extremely easy and smooth. With an improved design and improved mechanism, you can kick-start your farm ventures in no time at all, which gives the tractor an extra boost in terms of productivity and versatility.

FEATURES	S 75 SHUTTLE XL	S 90 SHUTTLE XL
<b>ITL ENGINE</b> 		
No. of cylinders / capacity (cc) / emissions level	4/ 4087/ CRDi Stage V	4/ 4087/ CRDi Stage V
After treatment system	DOC + DPF	DOC + DPF + SCR (Ad Blu)
Rated engine power (kw/Hp)	55.9/75	67.3/90
Rated engine speed	2000	2200
Max. torque (Nm)	340@1400 Rpm	375@1400 Rpm
Aspiration	Turbo charged	Turbo charged
Intercooler	●	●
Air Cleaner	Dual Stage Dry Type	Dual Stage Dry Type
Block Heater	○	○
Updraft Exhaust Pipe	●	●
Downdraft Exhaust Pipe	○	○
Fuel Tank capacity (L)	88	110
DEF Tank capacity (L)	-	12
<b>TRANSMISSION</b> 		
12x12 Synchro Shuttle transmission (4WD)	●	●
Minimum forward speed	1.22kmph	1.22kmph
Maximum forward speed	35kmph	35kmph
20x20 Synchro Shuttle transmission (4WD) with Super Creeper	○	○
Minimum forward speed	0.25kmph	0.25kmph
Maximum forward speed	40kmph	40kmph
<b>FRONT AXLE</b> 		
4WD Front Axle	●	●
Differential Lock	Mechanical	Mechanical
4WD Actuation	Electro Hydraulic	Electro Hydraulic
Brake Actuation	Hydraulic Assisted	Hydraulic Assisted
<b>PTO</b> 		
PTO Type	Mechanical	Mechanical
540/540E	●	●
540/1000	○	○
540/ground speed	○	○
<b>HYDRAULIC</b> 		
Hydraulic pump flow (lpm)	65	65
Draft Control	●	●
Liftomatic system	●	●
Lift Capacity	2500 Kg / 3000 Kg (0)	3000 Kg / 3500 Kg (0)
Linkage Category	II	II
Self Locking Linkages	○	○
Max. no. of rear remotes	2/3 (0)	2/3 (0)
Max. no. of Mid remotes	○	○
Mechanical joystick control for mid mounts with valves	1 (0)	1 (0)

FEATURES	S 75 SHUTTLE XL	S 90 SHUTTLE XL
<b>REAR HITCHES</b>		
E-Mark Swinging Drawbar	●	●
Semi Automatic Ladder Hitch	○	○
Automatic Ladder Hitch	○	○
Cuna Type Ladder Hitch	○	○
<b>TRAILER BRAKES</b> 		
Without Trailer Brakes	●	●
Hydraulic Trailer Brakes	○	○
Dual Line Pneumatic Trailer Brakes	○	○
<b>ELECTRICALS (ROPS/CAB)</b> 		
Battery	130AH 800CCA	130AH 800CCA
Alternator	ROPS: 90A / Cab: 120A	ROPS: 90A / Cab: 120A
Button Operated Battery Cut off Switch, 3 Pinsocket, Seven On Trailer Socket	●	●
<b>OPERATOR ENVIRONMENT</b>		
Suspended platform (with ROPS)	●	●
Premium Driver seat	○	○
Tilttable & Telescopic Steering	●	●
Integrated Loader Joystick	○	○
Cabin Air Conditioning (With Cabin)	○	○
<b>DIMENSIONS (ROPS/CAB)</b> 		
Wheelbase (mm)	2350	2350
Overall Height (mm)	ROPS: 2500 - 2730 Cab: 2490 - 2650	ROPS: 2500 - 2710 Cab: 2500 - 2700
Overall Width (mm)	ROPS: 2000 - 2050 Cab: 2050 - 2080	ROPS: 2110 - 2200 CAB: 2065 - 2200
Overall Length (mm)	ROPS: 4005 - 4230 Cab: 3915 - 4140	3985-4200
Front Track Width (mm)	1650-1850	1670-1850
Rear Track Width (mm)	1500-1700	1500-1650
Ground Clearance (mm)	300-420	405-425
Unladen Mass (Kg)	ROPS: 3550 - 3720 CAB: 3825 - 4245	ROPS: 3720 - 3995 Cab: 3965 - 4245
Tyre Combination	11.2x24 & 16.9x30	12.4x24 & 18.4x30
<b>OPTIONAL TYRE COMBINATIONS</b>		
Bias Tyres (4WD)	12.4*24 18.4*30	13.6*24 16.9*34
Radial Tyres (4WD)	280/85R24 & 420/85R30 320/85R24 & 460/85R30 320/70R24 & 480/70R30 360/85R24 & 460/85R30 360/85R24 & 460/85R30	320/85R24 & 460/85R30 320/70R24 & 480/70R30 360/85R24 & 460/85R30 420/65R24 & 540/65 R34
	-	280/85R24 AGRIMAX RT855 E 115A8/B SPL
	-	420/85R30 AGRIMAX RT855 E 140A8/B SPL

● Standard ○ Optional

\*Data and specifications are subject to change without any advance notice due to continuous product improvement and development. All Dimensions are with standard tyres.



AMONG TOP **5 TRACTOR**  
MANUFACTURERS  
GLOBALLY\*



**NO. 1 TRACTOR**  
EXPORTER FROM  
INDIA



EMINENT PRESENCE  
IN **150+**  
**COUNTRIES**



WORKFORCE OF  
**5,500+** DEDICATED EMPLOYEES  
WITH 400+ ENGINEERS IN R&D



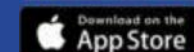
JOINT VENTURE  
WITH **YANMAR**  
(JAPAN)

## INTERNATIONAL TRACTORS LIMITED

**International Business Office:** Teri School of Advanced Studies, Plot No.10, Institutional Area, Vasant Kunj, New Delhi-110070 (India)

**Phone:** +91 11 66 45 5200 | **Work:** Jalandhar Road, Hoshiarpur - 146022, Punjab (India) | **Phone:** +91-01882-522220/ 522221

**Fax:** +91- 01882-522222 | **Email:** info@solisworld.com | **URL:** www.solistractors.com



Download! Solis Tractors APP