

MULCHER




















SALIENT FEATURES

- Height adjustment roller
- Side belts for transmission
- Powerful gearbox
- Available in hammer & Y blades
- Double shielded stable structure

MULCHER

Mulcher is an agricultural implement use to mulch the crop residues and mix it well in the soil which helps soil retain moisture by shading the earth and acting as a blanket. Solis Mulcher is known for its heavy duty operation and long life.

TECHNICAL SPECIFICATIONS

 Model Name	 Working Width (mm)	 Overall width (mm)	 Speed of flail rotary, (RPM)	 No. of row of flail sets on rotor	 No. of row of blade sets on rotor	 Type of Blades	 Rotor drum diameter (mm)	 No of rows of blades on the concave	 Approx Weight (Kg)	 Main frame sheet thickness (mm)	 Side plates sheet thickness (mm)	 Trailing board sheet thickness (mm)	 Rear end following mechanism	 Hitching Pyramid	 No. of belts	 Tractor Power (HP)
SLM5	1575	1850	2240 at 540 tractor PTO RPM	2	16	Inverted Gamma type/ Hammer type	Inverted gamma type-673 Hammer type-580	3 (only for paddy straw)	580	5	10	5	Press Roller/ Wheel	Cat II	4	45
SLM6	1880	2155			18				50							
SLM7	2185	2460			20				60							
SLM8	2490	2765			22				75							



POWERFUL GEARBOX



AVAILABLE IN HAMMER & Y BLADES



DOUBLE SHIELDED STABLE STRUCTURE



Solis

INTERNATIONAL TRACTORS LIMITED

International Business Office: Teri School of Advanced Studies, Plot No.10, Institutional Area, Vasant Kunj, New Delhi-110070 (India)

Phone: +91 11 66 45 5200 | **Work:** Jalandhar Road, Hoshiarpur - 146022, Punjab (India) | **Phone:** +91-01882-522220/ 522221

Fax:+91- 01882-522222 | **Email:** info@solis.com | **URL:** www.solistractors.com

Auth. Dealer