

Solis

— THE TOUGHEST —
PERFORMER
« FOR YOUR FIELD »

90
SHUTTLE XL



4 CYLINDER STAGE V
HIGH END TORQUE ENGINE

SYNCHRO SHUTTLE
TRANSMISSION

ADVANCED HYDRAULIC
LIFT CAPACITY

S COMMAND
CENTER

MULTIPLE
TYRE OPTIONS



COST
EFFICIENT

MECHANICAL TRACTORS























MADE OF




REAL
STEEL

STRATEGIC
COLLABORATION
WITH

YANMAR




FEATURES		90 ShuttleXL
ITL ENGINE 		
No. of Cylinders / Capacity (cc) / Emissions Level	4/ 4087/ CRDi Stage V	
After Treatment System	DOC + DPF + SCR (Ad Blu)	
Rated Engine Power (kw/Hp)	67.3/90	
Rated Engine Speed	2200	
Max. Torque (Nm)	375@1400 Rpm	
Aspiration	Turbo Charged	
Intercooler		
Air Cleaner	Dual Stage Dry Type	
Block Heater		
Updraft Exhaust Pipe		
Downdraft Exhaust Pipe		
Fuel Tank Capacity (L)	110	
DEF Tank Capacity (L)	12	
TRANSMISSION 		
12x12 Synchro Shuttle Transmission (4WD)		
Minimum Forward Speed	1.22kmph	
Maximum Forward Speed	35kmph	
20x20 Synchro Shuttle Transmission (4WD) with Super Creeper		
Minimum Forward Speed	0.25kmph	
Maximum Forward Speed	40kmph	
FRONT AXLE 		
4WD Front Axle		
Differential Lock	Mechanical	
4WD Actuation	Electro Hydraulic	
Brake Actuation	Hydraulic Assisted	
PTO 		
PTO Type	Mechanical	
540/540E		
540/1000		
540/Ground Speed		
HYDRAULIC 		
Hydraulic Pump Flow (LPM)	65	
Draft Control		
Liftomatic System		
Lift Capacity	3000 Kg / 3500 Kg (0)	
Linkage Category	II	
Self Locking Linkages		
Max. no. of Rear Remotes	2/3 (0)	
Max. no. of Mid Remotes		
Mechanical Joystick Control for Mid Mounts with Valves	1 (0)	
REAR HITCHES		
E-Mark Swinging Drawbar		
Semi Automatic Ladder Hitch		
Automatic Ladder Hitch		

FEATURES		90 ShuttleXL
Cuna Type Ladder Hitch		○
TRAILER BRAKES 		
Without Trailer Brakes		●
Hydraulic Trailer Brakes		○
Dual Line Pneumatic Trailer Brakes		○
ELECTRICALS (ROPS/CAB) 		
Battery		130AH 800CCA
Alternator		ROPS: 90A / Cab: 120A
Button Operated Battery Cut off Switch, 3 Pinsocket, Seven on Trailer Socket		●
OPERATOR ENVIRONMENT		
Suspended Platform (with ROPS)		●
Premium Driver Seat		○
Tilttable & Telescopic Steering		●
Integrated Loader Joystick		○
Cabin Air Conditioning (with Cabin)		○
DIMENSIONS (ROPS/CAB) 		
Wheelbase (mm)		2350
Overall Height (mm)		ROPS: 2500 - 2710 Cab: 2500 - 2700
Overall Width (mm)		ROPS: 2110 - 2200 Cab: 2065 - 2200
Overall Length (mm)		3985-4200
Front Track Width (mm)		1670-1850
Rear Track Width (mm)		1500-1650
Ground Clearance (mm)		405-425
Unladen Mass (Kg)		ROPS: 3720 - 3995 Cab: 3965 - 4245
Tyre Combination		12.4x24 & 18.4x30
OPTIONAL TYRE COMBINATIONS		
Bias Tyres (4WD)		13.6*24 16.9*34
Radial Tyres (4WD)		320/85R24 & 460/85R30 320/70R24 & 480/70R30 360/85R24 & 460/85R30 420/65R24 & 540/65 R34 280/85R24 AGRIMAX RT855 E 115A8/B SPL 420/85R30 AGRIMAX RT855 E 140A8/B SPL

● Standard ○ Optional

*Data and specifications are subject to change without any advance notice due to continuous product improvement and development. All Dimensions are with standard tyres.

DEALER STAMP



INTERNATIONAL TRACTORS LIMITED

International Business Office: Teri School of Advanced Studies, Plot No.10, Institutional Area, Vasant Kunj, New Delhi-110070 (India)
Phone: +91 11 66 45 5200 | Work: Jalandhar Road, Hoshiarpur - 146022, Punjab (India) | Phone: +91-01882-522220/ 522221
Fax:+91- 01882-522222 | Email: info@solisworld.com | URL: www.solistractors.com