




MASTERING CHALLENGES, REVOLUTIONISING AGRICULTURE

FEATURES	110
ENGINE	
Engine Type	4 Stroke Inline
HP Category (HP)	110
No. of Cylinders	4
Aspiration	TCIC
Cubic Capacity (cc)	4087 CC
Rated RPM	2200 RPM
Cold Start	Standard
Block Heater	Optional
Air Cleaner	Dual Stage Dry Type with Clogging Sensor
Max Torque (Nm)	460Nm @1400 rpm
Exhaust	Upward with DOC+DPF+SCR
TRANSMISSION	
Drive	4WD
Gearbox	24F+24R Power Shuttle 24F + 12R Power Shuttle Transmission (optional)
Front Axle	Carraro
SPEED (FORWARD)	
Maximum Speed (Km/Hr)	40
Minimum Speed (Km/Hr)	0.43
BRAKES	
Brakes	OIB
Type of Actuation	Hydraulic
Parking Brake	Independent
DIFFERENTIAL LOCK	
Differential Lock	Switch Opr.
PTO	
PTO (RPM)	540/540E
PTO (Actuation)	Mechanical
STEERING	
Steering	Power
ELECTRICAL	
Battery	12V, 130AH
Alternator	12V, 150AMP
HYDRAULICS	
Hydraulic Lifting Capacity (Kg)	3500 - Standard, 4500 - Optional
3 Point Linkage	CAT II
Stay Bars	Yes
Auxiliary Hydraulic Circuit	3DA Detent & Float
Lift Rods	Adjustable Link
Hydraulic Pump Flow	93 LPM

FEATURES	110
CAPACITY (LTRS)(+/-5%)	
Fuel Tank (Ltr.)	100
Ad Blu	12
TYRE	
Front	14.9-24
Rear	18.4-34
DIMENSION (+/-5%) (4WD/2WD)	
Overall Length (mm)	4250
Overall Width (mm)	2035
Overall Weight (kg)	4280
Overall Height (mm) up to ROPS	2700
Wheel Base (mm)	2410
Min. Ground Clearance (mm)	450
Front Track (mm)	1670
Rear Track (mm)	1500
Turning Radius (mm)	With Brake: 9.64 Without Brake:11.43
OTHERS	
Trailer Hitch Options	1. E-Mark Swinging Drawbar - Std. 2. CBM Ladder Hitch - Opt. 3. CUNA Hitch (X & Y) - Opt. 4. Semi Automatic Hitch - Opt. 5. Automatic Hitch - Opt.
Front Toe Hook	Yes
OPTIONAL TYRES	
Front & Rear Option 1	12.4x24 / 18.4x30
Front & Rear Option 2	13.6x24 / 16.9x34
Front & Rear Option 3	13.6x24 R1 / 18.4x34 R1
Front & Rear Option 4	13.6x24 R2 / 18.4x34 R2
Front & Rear Option 5	320/70R24 / 480/70R30
Front & Rear Option 6	420/65R24 / 540/65R34
Front & Rear Option 7	320/85R24 / 460/85R30
Front & Rear Option 8	380/85R24 / 460/85R34
Front & Rear Option 9	270/95R32 / 270/95R48
Front & Rear Option 10	210/95R28 / 210/95R44
Front & Rear Option 11	210/95R28 / 230/95R42
Front & Rear Option 12	12.4X24/13.6X38

DEALER STAMP



*Data and specifications are subject to change without any advance notice due to continuous product improvement and development. All Dimensions are with standard tyres.



INTERNATIONAL
TRACTORS LIMITED

International Business Office: Teri School of Advanced Studies, Plot No.10, Institutional Area, Vasant Kunj, New Delhi-110070 (India)
Phone: +91 11 66 45 5200 | Work: Jalandhar Road, Hoshiarpur - 146022, Punjab (India) | Phone: +91-01882-522220/ 522221
Fax: +91- 01882-522222 | Email: info@solisworld.com | URL: www.solistractors.com



HIGH PERFORMANCE 4-CYLINDER ENGINE

Unleash the potential of your agricultural operations with the Solis 110. Its 110HP diesel 4-stroke inline engine sets a new standard for power and reliability. With a torque output of 460Nm at 1400 RPM, Solis S110 effortlessly conquers challenging tasks, empowering farmers to maximize productivity and efficiency.




4-CYLINDER STAGE V ENGINE




HIGH END TORQUE OF 460 Nm



2 STAGE DRY AIR CLEANER



INNOVATIVE POWER SHUTTLE TRANSMISSION



Solis 110 is a game-changer in the agricultural industry. Its advanced 24F+24R Power Shuttle Transmission offers precise gear shifting and exceptional control. This feature-packed tractor is designed to optimize productivity and efficiency, making it a perfect choice for demanding farming operations.



24F+24R TRANSMISSION



540/540E



HEAVY DUTY FRONT AXLE

Experience safe and successful farming with the Solis 110 tractor. Packed with advanced safety features, this reliable machine ensures peace of mind in the field. From its sturdy construction to intuitive safety systems, the Solis 110 tractor sets a new standard for agricultural safety.



HEAVY DUTY FRONT AXLE



BALANCE STEERING



BETTER PRODUCTIVITY



TIMELESS DESIGN

The Solis S110's advanced features further set it apart. Projector headlamps ensure superior visibility during night operations, complemented by 360° LED lights for enhanced safety. Rugged metal hoods and front fenders add elegance and durability, delivering a perfect blend of power, style, and reliability.



360° LED LIGHTS



AERODYNAMIC BONNET



TWIN PROJECTOR LAMPS

RESPONSIVE CAT - II HYDRAULICS

Discover the Solis 110 with an extraordinary 4500 KG lifting capacity. This robust Tractor combines strength and agility, offering versatility for various agricultural and industrial applications.



3DA AUXILIARY HYDRAULIC CIRCUIT



4500 KG LIFTING CAPACITY



CAT II THREE POINT LINKAGE



STREAMLINED S-COMMAND CENTRE

The Solis S110 is designed to redefine premium farming experiences. Its aerodynamic build enhances efficiency and offers a comfortable cabin featuring a buddy seat, making family farming enjoyable for all, including children. The sunroof provides improved visibility for loader operations while increasing driver comfort. An air recirculation switch ensures pollutants stay out by circulating clean air within the cabin. The additional AC ducting guarantees uniform air distribution, maximizing comfort.



AIR RECIRCULATION SWITCH



SUNROOF



COMFORTABLE SITTING ALONG WITH BUDDY SEAT



IMPROVED HEADLINER